



# **Cambian Wing College A – Z**

## **Student Guide (2025-2026)**

**For Examinations and Qualifications**

**A guide to everything you could possibly want to know about the examination process and more.**

# A

## Absence from Examinations:

You must attend all examinations to which you are allocated on your individual timetable. Misreading the timetable will **NOT** be accepted as a satisfactory explanation for your absence.

If you are absent from an examination due to illness, please notify the college as early as possible by telephone on 01202 635630. We will advise you if a formal medical certificate will be required.

## Access Arrangements:



All arrangements with regards to extra time, reader, scribe, rest breaks and the use of laptop, etc., need to be approved by the Examinations Officer. These arrangements must be the students 'Normal Way of Working' in class and assessments etc.

No arrangements will be made until a full assessment has been carried out by the Examinations Officer.

## Access To Scripts (ATS):

Students can request access to their examination paper from the awarding bodies for general interest or to help with future learning. If you wish to request a review of marking, then a copy of the paper will be returned once the review has taken place. You should discuss these options with your teacher and/or with the Examinations officer.

If you want to request an examination paper, then you must complete the Access to Scripts form from the Examinations Officer and return it by the appropriate deadline.

## Additional Answer Sheets:

Should you require additional answer sheets in an exam please ask an invigilator. All pieces of extra paper must have name, centre number, candidate number and then the question number you are answering written on it. Additional answer sheets must be placed **inside** the booklet.

## Artificial Intelligence:

Students must submit work for assessments which is their own. It cannot be copied or paraphrased from another source such as an AI tool. AI misuse constitutes malpractice. The malpractice sanctions include disqualification and debarment from taking qualifications for a number of years. Your marks may also be affected if you have relied upon AI to complete an assessment. We will know this by either, the attainment you have demonstrated not accurately reflecting your own work and/or by submitting inaccurate bibliographies.

## Attendance at the Examinations:

Punctuality is important. Exams usually start at 9.00am or 1.30pm and you must be ready at least 10 minutes before. Students who persistently arrive late for examinations will be reported to the Senior Leadership Team. If a student arrives very late (one hour after the published starting time) then a written report must be sent to the Awarding Body, who will determine whether to accept the examination paper completed by that student.

## Authentication Form:

Students must complete and sign an awarding body authentication form and attach it to any non-examined assessment produced for their final qualification. Awarding bodies will refuse to mark any work not accompanied by the signed forms.

## Awarding Bodies:

These are the organisations that provide qualifications for schools and schools. Awarding bodies used by Cambian Wing College are: AQA, Pearson (Edexcel), OCR, and Ascentis.

# B

## Bags:

Ideally, bags should not be taken in to the examination room at all. They can be left with your tutor, in your locker or in the staff room. Bags that are taken into the examination room must be placed at the back or front of the exam room as directed by the invigilators. You are not allowed to keep them with you at your desk during the exam.

Please do **NOT** bring valuables with you when you are sitting examinations where possible.

## Bilingual Dictionaries:

Students wishing to use a bilingual dictionary must seek approval from the Examinations Officer. A clean copy should be provided by yourself to the Examinations Officer for use in exams.

## Black Pens:

Awarding bodies request that students use black ink to complete their answer papers, this is because they now scan papers onto a computer to send to the examiners for marking. Black ink is the only colour their scanners can read. Please do not use Blue, Red, Green or Pencil (unless otherwise instructed) to do your exam, or it may not get marked.

# C

## Calculators:

Calculators may be used in some examinations: your subject teacher will tell you if they are not allowed. In all cases, calculators are not allowed if they offer any of the following facilities: *language translators; symbolic algebra manipulation; symbolic differentiation or integration; remote communication with other machines or the World Wide Web; data banks; dictionaries; mathematical formulae or text.* If your calculator has an exam mode, then this should be turned on during the examination.



No printed instructions or cases are permitted; if you cannot remove the case from your calculator you must ensure that all instructions are securely covered. **You can bring your own calculator if you need one, or you will be provided with a college calculator: you may not use the calculator functions on mobile telephones, which are not allowed in all examination rooms, and you may not borrow a calculator from another candidate.**

## Candidate / Exam Number:

Your candidate number is the four-digit number printed on your student photo card. You will be seated, where possible, in candidate number order. **Please do not remove or deface your student photo card, it must be clearly visible on your desk at all times and will be used throughout the exam season.**

## Centre:

Centres can be schools, schools or other establishments that have been approved by an awarding body to offer qualifications, enter students for exams and conduct the awarding bodies' exams.

Our Centre number is **55108** you will need to write this on all of your exam papers.

## Centre assessed marks:

Assessments are set by the awarding bodies with defined control levels for each stage and marked internally. Your teacher will inform you of your centre assessed marks before they are submitted to the awarding body. **You do have the opportunity to appeal these marks and should refer to the Internal Appeal Policy and Procedure which can be obtained from the Examinations Officer upon request.**

## Certificates:

Certificates are only issued if you have achieved a pass grade i.e. 9 to 1, Distinction to Pass etc.

Students will not receive their actual certificates until they leave Cambian Wing College. They are collected in your Student Achievement Folders and presented to you at our celebration ceremony. You will be provided with photocopies of your certificates for your own records. Once awarded, some students receive more than one from different examination boards; students must check that all the personal information is correct especially the spelling of names. If there is a problem, the certificate must be returned personally to the Examinations Officer for return to the examination board. This usually takes two/three weeks and students will be notified of its return and provided with a copy of the new certificate.



### Safe Keeping and/or Replacement

Once awarded, the certificate must be kept in a safe place as they are difficult and expensive to replace. In some cases, certificates will only be replaced if proof of loss is provided and/or examination boards will only provide a 'Statement of Results'. Examination Boards will issue a 'Statement of Results', typically charging approximately £40 per statement.

The certificate will be required as proof by colleges and / or employers when applying for courses or employment. The Exams Office receive many requests each year from ex-students and prospective employers for proof of examination results for students who have lost their certificates.

## Change of Address:

It is important that you tell the college as a matter of urgency if you move address or change your telephone number or contact email address. Letters about results etc. may not reach you.

## Change of Name:

It is important that you tell the Exams and Data Office as a matter of urgency if you change your name. Evidence to confirm this must be provided i.e., Passport, Birth Certificate, Change of Name Deed.

## Cheating:

Students caught cheating in examinations – including being in possession of or using a mobile telephone, watches, pagers, mp3 players, iPod, unauthorised aids or notes but also copying from or communicating with other Students – **will** be reported to the awarding bodies. (See Penalties)



**Even if the items are in your pocket and you have no intention of using them you will still be reported to the awarding body concerned.**

The range of Penalties includes loss of marks for a unit, loss of GCSE grade.

Please read the **JCQ Warning to Candidates and Information for Candidates Notices found here**

<https://www.jcq.org.uk/exams-office/information-for-candidates-documents>

## Clashes:

If you have an examination clash involving different subjects your individual timetable will reflect any changes. You will be provided with the supervision arrangements for any examinations which clash. If you are in this position, you will have to go into supervision between the two examinations and may need to bring a packed lunch and a drink with you if this includes lunchtime. Your mobile telephone will be taken off you at the start of the first examination and you will not be allowed contact with other students in between examinations.

## Conduct in the Examination Room:

**You must be silent in the examination room, including the times when you come in and go out.** Once you have entered an examination room, you are not allowed to leave unescorted until the end of the examination, and only then when you are given permission to do so.

**You will not be allowed to leave an exam unsupervised even if you have finished if it is within one hour of the registered start time (i.e. before 10.00am and 2.30pm respectively)**

Should you require any assistance, please raise your hand clearly and wait for an invigilator to come to you.

Please do not write on your examination desk: this constitutes vandalism and you may be charged for the removal of graffiti.



## Contingency Days:

The DfE contingency days for 2026 is 24<sup>th</sup> June (all day). This means that all exam candidates must be available on this days to sit exams should local disruption arise during the 2026 Summer Examination Series. Where candidates chose not to be available for a rescheduled examination, they will not be eligible for special consideration.



## Copyright:

The copyright of any work created by you that is submitted to an awarding body for assessment (referred to as Assessment Materials) belongs to you. By submitting this work, you are granting the awarding body a non-exclusive, royalty-free licence to use your assessment materials (referred to as Assessment Licence). If you wish to terminate the awarding body's rights for anything other than assessing your work, the awarding body must be notified by the Exams and Data Office. It is at the discretion of the awarding body whether or not to terminate such rights. If you want to exercise this right contact the Exams and Data Office.

# D

## Data Protection Form:

All students who have been granted access arrangements must complete and sign this form as provided by the Examinations Officer before arrangements can be put in place with the awarding bodies.

## Dictionaries:



You may not use a dictionary in an exam unless dictionaries are specifically permitted by the subject specification or special arrangements have been approved by the awarding bodies. If you think you might be entitled to the use of a dictionary, please see the Examinations Officer.

# E

## End of Examinations:

The invigilators will collect your exam papers before you leave the examination room. **Absolute silence must be maintained during this time and until you are outside the examination room – remember other examinations may be continuing as you leave.**


You may not take any examination materials (additional paper, answer booklets, question papers etc.) from any examination room.

## Equality Act 2010:

Facilities exist for students with disabilities to access the curriculum and all relevant areas of the School. The School recognises its responsibility to provide equal access to education for all students irrespective of disability and confirms its commitment to ensure that no student will be treated less favourably as a result of disability.

## Equipment:

All students should remember to bring their own equipment to any examination that they have. These include pens, pencils, calculators, rulers, rubbers and a pencil sharpener. Borrowing from other Students is **not** allowed. The Examinations Officer will provide a clear pencil case with basic equipment in every examination in case you have forgotten.



**Please note that the JCQ regulations state that a BLACK pen must be used in all examinations.**

For diagrams, use an **HB pencil** and a **ruler**.

Gel pens, highlighters, correcting fluids and correcting pens may **NOT** be used in any answer booklets.

## Examination Dates:

The examination dates are nationally set by the awarding bodies and **NOT** by the school.

There will be days set as contingency days where candidates need to be available in case there are issues during the exam season.

**THESE DATES CANNOT BE CHANGED**

## Examination Noticeboard:

The exam noticeboard is located in the corridor by the college Reception. Timetables and rooming lists will be placed here along with any other important exam information.

## Examinations Office:



The Examinations Officer is usually available in her office on the first floor, opposite Room 4 during college hours Monday – Thursday. I will be happy to help with any queries that you have during this time.

## Examination Regulations:

It is your responsibility to familiarise yourself with the JCQ 'Notice to Students' regulations contained within this Guide. They are also displayed outside all examination rooms. Candidates are under formal examination conditions from the moment they enter the room in which they will be taking their examination(s) until the point at which they are permitted to leave. Candidates must not talk to, attempt to communicate with or disturb other candidates once they have entered the examination room.

## Examination Room:

If there are any circumstances that might interfere with your performance during your exam, you must report it during the exam to an invigilator, nothing can be done after you have left the exam room. This might include being provided with the wrong paper, loud noise outside of the exam room, feeling ill etc.

## Extra Time:

Will only be granted to a student if they have evidence of need. Students will be assessed by the Examinations Officer and teachers will provide evidence as to the normal way of working in class. This will allow students who require extra time to be identified prior to any examinations being sat.

# F

## Fidget Toys:

Access to fidget toys is an access arrangement which can be approved by us at the College. If it is your usual way of working and you wish to have access to fiddle toys during your examinations, please come and speak to the examinations officer so that this can be arranged for you. It should be your normal way of working in classes.

## Food and Drink:



At Cambian Wing College we do allow both food and drink into the examination rooms. Food must be free from all packaging and placed into a clear plastic bag or container.

Drinks are allowed. They must be in a clear plastic bottle and all **labels must be removed**. You will not be able to leave the exam room to refill a drink and invigilators cannot leave the exam room to do this for you. Therefore please ensure that you have enough to last you the whole exam.

## Functional Skills:

Functional Skills examinations are available to be sat 'on demand'. This means that your teacher will assess your progress and advise when they think that you are ready to take your examination. The Examinations Officer will then book the exam for you to sit. These exams will not be added to the examination timetable due to the fact that there are no set dates for the examinations to take place.

# H

## Headwear:

Only headwear worn for religious beliefs can be left on during the exam. Sports caps, woolly hats, bandanas etc. will not be allowed.

# I

## Identification (see also Student Photo (ID) Card):

Senior members of staff approved by the head of centre, and who have not taught the subject being examined, may be present at the start of the examination(s). This is to:

- a) identify and settle candidates and instil discipline.
- b) check that the candidates have been issued with the correct question papers for the day, date, time, subject, unit/component and tier of entry if appropriate.
- c) check that the candidates have the necessary equipment and materials, i.e. calculators, preliminary material, anthologies or set texts where permitted;
- d) start the examination.

## **Illness:**


If you become ill during the examination weeks, advise the Examinations Officer so that advice can be given on the best course of action. If you become ill during an examination, then please raise your hand so that an Invigilator can assist you.

## **Internal appeals:**

Some qualifications contain components of non-examination assessment (NEA) which are internally marked and contribute to the final grade of the qualification. Candidates are informed on their mark in advance. For further information on our Internal Appeals procedures please consult the policy which can be requested from the Examinations Officer.

## **Invigilator:**

An Invigilator is someone who watches over students in an examination to ensure that JCQ exam regulations are adhered to. You must follow all instructions given to you by an invigilator.



## **JCQ Joint Council for Qualifications:**

Represents all the awarding bodies that offer GCSE qualifications. JCQ ensures that learners of all ages and level of ability have access to qualifications and is responsible for producing administration rules for general qualifications e.g. regulations on access arrangements.

## **JCQ Inspectors:**

On the spot ad-hoc inspections are made to centres during the examinations period to ensure that all centre staff and students are adhering to the general regulations laid down by all awarding bodies. They may be required to enter an examination room during an examination taking place as part of their inspection process.



## **Late Arrivals:**

Any candidate arriving after 10.00am or 2.30pm (classed as very late in JCQ regulations) may be allowed into the examination room at the discretion of the Head of Centre; however you should be aware that if you sit the examination then the awarding body may not accept your exam paper.

## **Location of Examinations:**

The exam room will be shown on your individual examination timetable for each exam and on the timetable placed on the examinations notice board. Exams are usually located on the top floor; however other rooms around the college may be utilised where necessary. It is essential to check the location of your examination carefully. Please allow enough time to find the correct room/location. If there are any questions in relation to the location of an examination, please ask the Examinations Officer.

# M

## Malpractice:

Malpractice is any practice which is a breach of the JCQ regulations, or which compromises the integrity of any qualification or the validity of an examination result or certificate. This malpractice can occur in the course of any exam or assessment, including the preparation and authentication of any non-examination assessment, the presentation of any practical work, the compilation of portfolios of assessment evidence and the writing of any exam paper. Examples of malpractice are: possession of a phone, watch, headphones, notes, talking, bad behaviour, plagiarism or graffitiing of an exam script and any posts on social media regarding exams. If you have/do any of these you would get zero for the paper and may even get disqualified. Also see Penalties.

## Mobile Telephones & other Electronic Equipment:

**Mobile telephones and other electronic equipment are not allowed into examination or supervision rooms.** The college and JCQ regulations forbid you to bring any of these devices into any examination room or any room being used for supervision, either before or after an examination, so you are strongly advised not to bring such devices with you on examination days. If you do bring in such devices, please **switch them off** and or to leave them with your tutor or at reception. Alternatively, hand your device to the invigilator who will store it for the duration of the exam.



**If a mobile telephone, or other electronic device is found in your possession in an examination or supervision room – even if it is turned off – it will be taken from you and a report made to the appropriate awarding body. The awarding bodies now operate a no-tolerance policy on all students discovered to be in infringement of the regulations, they have advised that students discovered to have a communications device with them during an examination or supervision face disqualification from the subject concerned, see penalties section for more details. Please do not risk disqualification: either leave your mobile telephone at home or hand it in to the invigilator.**

## Mock Examinations:

Mock examinations are required by the awarding bodies in order that we have evidence available if it ever becomes necessary to carry out teacher assessment for examinations (as happened during the Covid 19 pandemic). We are required to hold the originals of the mock examination papers and answers until after the examination period ends. You will be able to obtain copies of the mock examination papers from your teacher for revision purposes. We intend to hold two sets of mock examinations this year. The first will be in classroom assessments held in the week commencing 16<sup>th</sup> December 2024 and the second will be formal mock examinations with the same setup as formal examinations. These are set to commence in the week beginning 10<sup>th</sup> February 2025.

# N

## Non-Examined Assessments (Coursework)

Some subjects contain elements of coursework assessments. Please read the *Information for candidates - Coursework 2024-25* and *Information for candidates – Non-Examined Assessment 2024-25* (<http://www.jcq.org.uk/exams-office/information-for-candidates-documents>). When you submit any coursework for marking, you will be asked to sign an authentication statement confirming that you have read and followed these regulations.

# P

## Penalties:

The JCQ issues the following penalties depending on the offence that was committed:

1. Warning
2. Loss of all the marks for a section
3. Loss of all the marks for a component
4. Loss off all marks for a unit
5. Disqualification from a unit
6. Disqualification from all units in one or more qualifications taken during the exam series
7. Disqualification from the whole qualification
8. Disqualification from all qualifications taken in that exam series
9. Barred from entering for one or more examinations for a set period of time.

The table is for guidance only and sanctions can be flexibly applied accord to the details of each individual case.

Type of offence	Warning (Sanction 1)	Loss of marks (Aggregation still permitted) (Sanctions 2-4)	Loss of aggregation or certification opportunity (Sanctions 5-9)
<b>Introduction of unauthorised material into the examination room, for example:</b>			
Own blank paper	used for rough work	used for final answers	
Calculators, dictionaries (when prohibited)	not used	used or attempted to use	
Bringing into the examination room notes in the wrong format or prohibited annotations	notes/annotations go beyond what is permitted but do not give an advantage; content irrelevant to subject	notes/annotations are relevant and give an unfair advantage	notes/annotations introduced in a deliberate attempt to gain an advantage
Unauthorised notes, study guides and personal organisers	content irrelevant to subject	content relevant to subject	relevant to subject and evidence of use
Mobile phone or similar electronic devices (including iPod, MP3/4 player, memory sticks, smartphone, smartwatch, AirPods, earphones and headphones)	not in the candidate's possession but makes a noise during the examination	in the candidate's possession but no evidence of being used by the candidate	in the candidate's possession and evidence of being used by the candidate
Watches (not smartwatches)	in candidate's possession		

Failing to abide by the conditions of supervision designed to maintain the security and integrity of the examinations	leaving examination early (no loss of integrity); removing script from the examination room, but evidence of the integrity was maintained	removing script from examination room but with no proof that the script is safe; taking home materials	deliberately breaking a timetable clash supervision arrangement; removing script from the examination room and with proof that the script has been tampered with; leaving examination room early so integrity is impaired
Disruptive behaviour in the examination room or assessment session (including use of offensive language)	minor disruption lasting a short time; calling out, causing noise, turning around	repeated or prolonged disruption; unacceptably rude remarks; being removed from the examination room; taking another's possessions	warnings ignored; provocative or aggravated behaviour; repeated or loud offensive comments; physical assault on staff or property

Type of offence	Warning (Sanction 1)	Loss of marks (Aggregation still permitted) (Sanctions 2-4)	Loss of aggregation or certification opportunity (Sanctions 5-9)
-----------------	----------------------	---	--

**Breaches of examination conditions**

A breach of the instructions or advice of an invigilator, supervisor, or the awarding body in relation to the examination rules and regulations	minor non-compliance: e.g. sitting in a non-designated seat; continuing to write for a short period after being told to stop	major non-compliance: e.g. refusing to move to a designated seat; significant amount of writing after being told to stop	repeated non-compliance
---	--	--	-------------------------

**Personal Data:**

To be able to provide examinations and assessments, the exam boards (awarding bodies) need to collect and use information about you. Each awarding body whose qualifications you are entered for will need to use a variety of information about you. This includes obvious identification details such as your name, address, date of birth and your school or examination centre, plus your exam (candidate) number. More information about this can be found at the end of this document.

**Plagiarism:**

There are many definitions of plagiarism, but they all have in common the idea of taking someone else's intellectual effort and presenting it as one's own. The Joint Council's *Guidelines for Dealing with Instances of Suspected Malpractice* defines plagiarism as: "The failure to acknowledge sources properly and/or the submission of another person's work as if it were the candidate's own."

**Post Results Service:** Students should be made aware that senior members of centre staff will be available immediately on results day to discuss any results and further information is provided closer to results day.

**Prohibited Material:**

The following items must not be brought into any examination room:

- books (unless set texts for specific examinations – please note, post-its and excessive annotations are not permitted in open book exams - **ALL BOOKS WILL BE CHECKED PRIOR TO THE EXAM STARTING**), notes, letters, diaries or other printed material;
- calculator cases or instruction books;

- mobile telephones, or other electronic devices;
- pencil cases unless transparent;
- glasses cases;
- headphones and personal stereos of any description.

## Prompter:

A prompter is a person who can help to ensure that you stay in track during your examination. If you feel you might be deserving of one, please contact the Examinations Officer.

# R


## Reader:

A reader is a person who reads the instructions of the question paper and the questions to the candidate. Permission is required from an awarding body in advance, though it can be given at short notice for unexpected occurrences.

## Read Aloud:

A student may be able to have the arrangement allocated to read aloud during the exam. Students will be assessed by the Examinations Officer and evidence will be provided by the teachers to show that this is your normal way of working within lessons.

## Results:



Students will be advised of their results by telephone on results days. This telephone call will be followed up by an email with information about how to go through the post results services if you so wish. Further information will be provided nearer to the exam period as to exactly when results days will be for the type of qualification you are taking.

## Reviews of Results (RoRs):

The awarding bodies offer the option of having a review of marking, at a fee, if a candidate or member of teaching staff is unhappy with the marks awarded. There is a choice of two different types of RoRs; these are:

- Clerical re-check (Service 1)
- Review of marking (Service 2)

Both services require written consent from the **candidate** (not a parent/carer).

A clerical check is simply when the relevant awarding body checks that all parts of the script have been marked; the totalling of marks and the recording of marks.

A review of marking is a post-results review by a senior examiner of the original marking to ensure that the agreed mark scheme has been applied correctly. This also includes a clerical re-check. **The paper is NOT re-marked.**

If you are not satisfied with the grade you have achieved the first thing you may think about is getting a copy of your script returned to you so that you can discuss these with your teacher. If your teacher feels that there may have been an error in the marking process, then it is possible to have your papers reviewed. However, a review of marking is very costly and not often effective. Therefore it is important to consider the following:

- Are you close to the grade boundary?

Mark reviews usually only alter a grade by a few marks if any at all. If you are very close to a higher grade boundary a review of marking may be worth considering. Speak to your Teacher for advice if you are unsure.

- **Bear in mind that you grade can go down as well as up.**

A review of marking means having your entire paper reviewed therefore your grade can quite easily go down as well as up. If your grade does get lowered, you cannot refuse it and ask for the original higher grade to stand. You must be aware that this is the chance you take when asking for a marking review.

- Cost

RoRs are very expensive and the likelihood is that your grade will not change.

If you want to request a RoR then you must complete the form emailed to you with your results in Results day and return it to the Examinations Officer via e-mail by the appropriate deadline. **The form must be completed by the candidate.**



### **Scribe:**

Is a person who writes down what a candidate dictates when the candidate is unable to write. Permission is required from an awarding body in advance, though it can be given at short notice for unexpected occurrences.

### **Seating Plans:**

Seating plans for each exam identifying which students are in each exam room. The invigilator will have access to this document and tell you where you should sit for your examination.

### **Special Consideration:**

The awarding bodies will not apply special consideration for anything other than serious reasons. Special consideration can only be applied for if a significant event has affected your performance on the day of the examination and you can provide appropriate evidence. Please see the Exams Office immediately if you feel that you may have been affected by a circumstance beyond your control.

### **Start of the Exam:**

Candidates are under formal examination conditions from the moment they enter the exam room. **You MUST NOT talk to, attempt to communicate with or disturb other candidates in any way whilst in the exam room.**

The invigilator will announce clearly to you when you may complete the details on your answer booklet. **You MUST NOT write anything on your answer booklet before being told to do so.**

### **Statements of Entry:**

Produced by school, statements of entry list all the exam units and GCSEs that you are entered for in a particular examination series. It is essential that you check all details on these statements very carefully to ensure that:

- a) you have been entered for the right examinations
- b) all of your personal details are correct, in particular with regards to spelling, as this is the information that will be printed on your examination certificates. Whilst it will be relatively simple to change now, once certificates have been issued substantial costs will be involved if you notice any errors.

### **Student Photo (ID) Card:**

This is on your desk and displays your name, photo, candidate (exam) number, centre number and any access arrangements. **Please do not remove or deface your student photo ID card, it must be clearly visible on your desk at all times and will be used throughout the exam season.**


## Supervised Rest Breaks:

These are an access arrangement which may be allowed if it is a student's normal way of working in class to have breaks built into their learning. It can be used for students who struggle with focus or become overwhelmed as a way to reset. You are able to go for a short walk or take some time to use a sensory tool. You will not be allowed to access your exam paper during this time. The time taken during the supervised rest break will be added on to the end of your examination.

## Supervision:

If you are required to go into supervision over a lunch period, you must bring a packed lunch and a drink with you on that day as you will not be allowed to use the dining hall. **Mobile telephones, pagers and electronic devices are not allowed into any supervision room and will be taken off you at the start of the first examination.**

You will be supervised immediately after your first examination. In supervision, you may revise for your next examination or talk quietly with fellow Students. Please be respectful of invigilators and ensure that classroom furniture and/or equipment and books are left as they were found – neat, clean and tidy. You must take your litter with you or place it in the bins provided.



## Times:



Unless otherwise stated, all examinations commence at **9.00 am** (morning papers) and **1.30 pm** (afternoon papers).

**YOU SHOULD BE READY TO ENTER THE EXAMINATION ROOM AT LEAST 10 MINUTES BEFORE THE PUBLISHED STARTING TIME.**

## Timetables:

You will be given your individual timetable for Summer exams. Please check it carefully. If there are any errors (e.g. name, date of birth, sex, examination entry), please notify the Examinations officer immediately. Check carefully to see if the examination is in the morning or the afternoon. Take special note of any re-arrangements due to a timetable clash.

**YOU ARE RESPONSIBLE FOR CHECKING YOUR EXAMINATION TIMETABLE.**  
**IF YOU HAVE ANY QUERIES THEN PLEASE CONTACT THE EXAMS AND DATA OFFICE IMMEDIATELY.**

## Toilet:

It is allowed to use the rest rooms during an examination and you will be allowed to add the time on to the end of the examination. You will need to be accompanied by an invigilator who will need to check the room to ensure that it is clear before use and remain outside the door. However, where possible, please ensure that you go to the toilet before your exam.

# U

## **UCI Number:**

A UCI (unique candidate identifier) number is a number which every candidate is given and is used to link all entries and results for a candidate across an exam series and between different exam boards and centres. Your UCI number can be found on your certificates/result slips.

## **ULN Number:**

A ULN (unique learner number) is a 10-digit number allocated to learners which will be theirs for life. Each learner will need a ULN so that they and educational providers, government agencies and awarding bodies can follow their learning progress.

# W

## **Warning:**

All the awarding bodies make it clear that their official examination sessions must be run under strictly fair conditions, with no form of cheating. This rule includes **any form of communication** between students during an examination, as well as any other practice that could conceivably be seen as an attempt to deceive. **(See Cheating, Malpractice, Penalties and Plagiarism)**

## **Watches:**

Following the invigilator's announcement, any mobile phones, watches, or other unauthorised items in the candidates' possession must be handed to the invigilator prior to the examination starting.

## **Word Processors:**

Students who have been granted the use of a word processor in their written exams will use a college laptop/word processor that has had spell check/grammar removed as a condition of the JCQ Adjustments for Students with Disabilities and Learning Difficulties Regulations. Please remember to insert your name and candidate number onto the page header. Once your work is completed, please wait for assistance with printing. You will be asked by the invigilator to confirm that the work is yours and to sign each page of your printed work. Please remember to save your work regularly.

# X

## **X Marks:**

On your results could indicate that you were absent, withdrawn from your unit or transferred to another centre.




**Zero Mark:**

In accordance with the penalty recommendations in the JCQ document *Suspected Malpractice in Examinations and Assessments*; a zero mark is awarded for the unit in question when a student is suspected of Malpractice.

# NO MOBILE PHONES NO WATCHES

NO TECHNOLOGICAL OR WEB-ENABLED  
POTENTIAL SOURCES OF INFORMATION



Possession of unauthorised items, such as a mobile phone  
or any watch, is a serious offence and could result in

# DISQUALIFICATION

from your examination and your overall qualification.

This poster must be displayed in a prominent place outside each examination room.

# Warning to candidates



 AQA	 City & Guilds	 CCEA	 NCFE	 OCR	 Pearson	 WJEC
--	--	---	---	---	--	---



**1**

You **must** be on time for all your examinations.

**2**

**Possession of a mobile phone** or other unauthorised material **is not allowed** even if you do not intend to use it. You will be subject to penalty and possible disqualification from the examination or qualification.

**3**

You **must not** talk to, attempt to communicate with or disturb other candidates once you have entered the examination room.

**4**

You **must** follow the instructions of the invigilator.

**5**

You **must not** sit an examination in the name of another candidate.

**6**

You **must not** become involved in any unfair or dishonest practice in any part of the examination.

**7**

If you are confused about anything, only speak to an invigilator.

**The *Warning to candidates* must be displayed in a prominent place outside each examination room. This may be a hard copy A3 paper version or an image of the poster projected onto a wall or screen for all candidates to see.**

# Appendix 5

## Information for candidates for written examinations – effective from 1 September 2025



 AQA	 City & Guilds	 CCEA	 NCFE	 OCR	 Pearson	 WJEC
--	--	---	---	---	--	---

This document has been written to help you. Read it carefully and follow the instructions. If there is anything you do not understand, especially which calculator you may use, ask your teacher.

<b>A Regulations – Make sure you understand the rules</b>	
1	Be on time for all your exams. If you are late, your work might not be accepted.
2	<b>Do not</b> become involved in any unfair or dishonest practice during the exam.
3	If you try to cheat or break the rules in any way, you could be disqualified from all your exams.
4	You <b>must not</b> take into the exam room any unauthorised material, including: <ul style="list-style-type: none"> <li>a) notes;</li> <li>b) earphones or earbuds (e.g. AirPods), mobile phones, MP3/4 players or similar devices, smart devices, smart glasses, tablets (e.g. iPads or iPods);</li> <li>c) a watch.</li> </ul> Any pencil cases taken into the exam room <b>must</b> be see-through. <b>Remember: possession of unauthorised material is breaking the rules, even if you do not intend to use it, and you will be subject to sanctions and possible disqualification.</b>
5	<b>Do not</b> use correcting pens, fluid or tape, erasable pens, highlighters or gel pens in your answers.
6	<b>Do not</b> talk to or try to communicate with or disturb other candidates once you have entered the exam room.
7	You <b>must not</b> write inappropriate, obscene or offensive material.
8	If you leave the exam room unaccompanied by an invigilator before the exam has finished, you <b>will not</b> be allowed to return.
9	<b>Do not</b> borrow anything from another candidate during the exam.
<b>B Information – Make sure you attend your exams and bring what you need</b>	
1	Know the dates and times of all your exams. Arrive at least ten minutes before the start of each exam.
2	If you arrive late for an exam, report to the invigilator running the exam.
3	If you arrive more than one hour after the published starting time for the exam, you may not be allowed to take it.
4	Only take into the exam room the pens, pencils, erasers and any other permitted equipment needed for the exam.
5	You <b>must</b> write clearly and in black ink. Coloured pencils or inks may be used for only diagrams, maps, charts, etc., unless the instructions printed on the front of the question paper state otherwise.
<b>C Calculators, dictionaries and computer spellcheckers</b>	
1	You may use a calculator unless you are told otherwise.
2	If you use a calculator: <ul style="list-style-type: none"> <li>a) make sure it works properly; check that the batteries are working properly;</li> <li>b) clear anything stored in its memory;</li> <li>c) remove any parts such as cases, lids or covers which have printed instructions or formulae;</li> <li>d) <b>do not</b> bring into the exam room any operating instructions or prepared programs.</li> </ul>
3	<b>Do not</b> use a dictionary or computer spellchecker unless you are told otherwise.

<b>D Instructions during the exam</b>	
1	Always listen to the invigilator. Always follow their instructions.
2	Tell the invigilator at once if: <ul style="list-style-type: none"> <li>a) you think you have not been given the right question paper or all of the materials listed on the front of the paper;</li> <li>b) the question paper is incomplete or badly printed;</li> <li>c) you think you have not been given the expected access arrangement(s).</li> </ul>
3	Read carefully and follow the instructions printed on the question paper and/or on the answer booklet.
4	<b>Do not</b> start writing anything until the invigilator tells you to fill in all the details required on the front of the question paper and/or the answer booklet. <b>Do not</b> open the question paper until you are told that the exam has begun.
5	Remember to write your answers within the designated sections of the answer booklet.
6	Do your rough work on the proper exam stationery. Cross it through and hand it in with your answers. Make sure you add your candidate details to any additional answer sheets that you use, including those used for rough work.
<b>E Advice and assistance</b>	
1	If, on the day of the exam, you feel that your work may be affected by ill health or any other reason, tell the invigilator.
2	Put up your hand during the exam if: <ul style="list-style-type: none"> <li>a) you have a problem and are not sure what you should do;</li> <li>b) you do not feel well;</li> <li>c) you need more paper.</li> </ul>
3	You <b>must not</b> ask for, and will not be given, any explanation of the questions.
<b>F At the end of the exam</b>	
1	If you have used more than one answer booklet and/or any supplementary answer sheets, place them in the correct order. Place any loose additional answer sheets inside your answer booklet. Make sure you add your candidate details to any additional answer sheets that you use. For CCEA examinations, any loose additional sheets should be placed behind your script.
2	<b>Do not</b> leave the exam room until told to do so by the invigilator.
3	<b>Do not</b> take any stationery from the exam room. This includes the question paper, answer booklets (used or unused), rough work or any other materials provided for the exam.
<b>This information must be made available to all candidates in advance of their examination(s) for each series. It may be provided electronically to candidates or in hard copy paper format.</b>	

# Appendix 6

## Information for candidates for on-screen tests – effective from 1 September 2025



 AQA	 City & Guilds	 CCEA	 NCFE	 OCR	 Pearson	 WJEC
--	--	---	---	---	--	---

This document has been written to help you. Read it carefully and follow the instructions. If there is anything you do not understand, ask your teacher.

<b>A Regulations – Make sure you understand the rules</b>	
1	Be on time for your on-screen test(s). If you are late, your work might not be accepted.
2	<b>Do not</b> become involved in any unfair or dishonest practice during the on-screen test.
3	If you try to cheat or break the rules in any way, you could be disqualified from all your exams.
4	Only take into the exam room the materials and equipment which are allowed for that exam.
5	<p>You <b>must not</b> take into the exam room any unauthorised material including:</p> <ul style="list-style-type: none"> <li>a) notes;</li> <li>b) earphones or earbuds (e.g. AirPods), mobile phones, MP3/4 players or similar devices, smart devices, smart glasses, tablets (e.g. iPads or iPods);</li> <li>c) a watch.</li> </ul> <p>Unless you are told otherwise, you <b>must not</b> have access to:</p> <ul style="list-style-type: none"> <li>d) AI tools, email, graphics packages or computer aided design software, portable storage media, e.g. floppy disks, CDs, memory sticks, social media sites, spreadsheets or the internet;</li> <li>e) prepared templates.</li> </ul> <p><b>Bringing unauthorised material into the exam room is breaking the rules, whether you intend to use it or not. You will be subject to sanctions and possible disqualification.</b></p>
6	<b>Do not</b> talk to, try to communicate with or disturb other candidates once you have entered the exam room.
7	If you leave the exam room unaccompanied by an invigilator before the on-screen test has finished, you <b>will not</b> be allowed to return.
8	<b>Do not</b> borrow anything from another candidate during the on-screen test.
<b>B Information – Make sure you attend your on-screen test and bring what you need</b>	
1	Know the date and time of your on-screen test(s). Arrive at least ten minutes before the start of your on-screen test.
2	If you arrive late for an on-screen test, report to the invigilator running the test.
3	If you arrive more than one hour after the published starting time for the on-screen test, you may not be allowed to take it.
4	Your centre will inform you of any equipment which you may need for the on-screen test.

<b>C Calculators, dictionaries and computer spellcheckers</b>	
1	You may use a calculator unless you are told otherwise.
2	If you use a calculator: <ul style="list-style-type: none"> <li>a) make sure it works properly; check that the batteries are working properly;</li> <li>b) clear anything stored in its memory;</li> <li>c) remove any parts such as cases, lids or covers which have printed instructions or formulae;</li> <li>d) <b>do not</b> bring into the examination room any operating instructions or prepared programs.</li> </ul>
3	<b>Do not</b> use a dictionary or computer spellchecker unless you are told otherwise.
<b>D Instructions during the on-screen test</b>	
1	Always listen to the invigilator. Always follow their instructions.
2	Tell the invigilator at once if: <ul style="list-style-type: none"> <li>a) you have been entered for the wrong on-screen test;</li> <li>b) the on-screen test is in another candidate's name;</li> <li>c) you experience system delays or any other IT issues;</li> <li>d) your access to the on-screen test has not been set up correctly;</li> <li>e) adjustments to the on-screen test have not been made for you, e.g. additional time has not been added, computer reading software or speech recognition software has not been uploaded.</li> </ul>
3	You may be given a question paper or the instructions may be on-screen. In either case, read carefully and follow the instructions. <b>Do not</b> open the question paper until you are told that the exam has begun.
<b>E Advice and assistance</b>	
1	If, on the day of the on-screen test, you feel that your work may be affected by ill health or any other reason, tell the invigilator.
2	Put up your hand during the on-screen test if: <ul style="list-style-type: none"> <li>a) you have a problem with your computer and are not sure what you should do;</li> <li>b) you do not feel well.</li> </ul>
3	You <b>must not</b> ask for, and will not be given, any explanation of the questions.
<b>F At the end of the on-screen test</b>	
1	Ensure that the software closes at the end of the on-screen test.
2	If you are required to print off work outside the time allowed for the on-screen test, ensure that you collect your own work. You <b>must not</b> share your work with other candidates. Make sure that another candidate does not collect your printout(s).
3	<b>Do not</b> leave the exam room until told to do so by the invigilator.
4	<b>Do not</b> take any stationery from the exam room. This includes rough work, printouts or any other materials provided for the on-screen test.
<b>This information must be made available to all candidates in advance of their on-screen test(s) for each series. It may be provided electronically to candidates or in hard copy paper format.</b>	

# Information for candidates

## Non-examination assessments

Effective from 1 September 2025

This document tells you about some things that you **must** and **must not** do when you are completing your work.

When you submit your work for marking, the awarding body will normally require you to sign an authentication statement confirming that you have read and followed the regulations.

If there is something that you do not understand, you **must** ask your teacher.

### Preparing your work — good practice

If you receive help and guidance from someone other than your teacher, you **must** tell your teacher. They will then record the assistance given to you.

If you worked as part of a group on an assignment, for example undertaking field research, you **must** write up your **own account** of the assignment. Even if the information you have is the same, you **must** describe in your own words how that information was obtained. You **must draw your own conclusions from the data**.

You **must** meet the deadlines that your teacher gives you. Remember – your teachers are there to guide you. Although they cannot give you direct assistance, they can help you to sort out any problems before it is too late.

Take care of your work and keep it safe. **Do not** leave it lying around where your classmates can find it. **Do not** share it with anyone, including posting it on social media. You must always keep your work secure and confidential. If it is stored on the computer network, keep your password secure. Collect all copies from the printer and destroy those you do not need.

**Do not be tempted to use any prepared or generated online solutions and try to pass them off as your own work – this is cheating.** Electronic tools used by awarding bodies can detect this sort of copying.

You **must not** write inappropriate, offensive or obscene material.

## Research and using references

In some subjects you will have an opportunity to do some independent research into a topic.

The research you do may involve looking for information in published sources, such as textbooks, encyclopedias, journals, TV, radio and on the internet.

You can demonstrate your knowledge and understanding of a subject by using information from sources, or generated from sources, which may include the internet and AI. Remember, though, information from these sources may be incorrect or biased. You **must** take care how you use this material - you cannot copy it and claim it as your own work.

Using information from published sources (including the internet) as the basis for your assignment is a good way to demonstrate your knowledge and understanding of a subject. You **must** take care how you use this material though - you **cannot** copy it and claim it as your own work.

The regulations state that:

'the work which you submit for assessment **must** be your own';

'you **must not** copy from someone else or allow another candidate to copy from you'.

When producing a piece of work, if you use the same wording as a published source, you **must** place quotation marks around the passage and state where it came from. This is known as **referencing**. You **must** make sure that you give detailed references for everything in your work which is not in your own words. A reference from a printed book or journal should show the name of the author, the year of publication and the page number. For example: Morrison, 2000, p29.

For material taken from the internet, your reference should show the date when the material was downloaded and **must** show the precise web page, not the search engine used to locate it. This can be copied from the address line. For example: [http://news.bbc.co.uk/onthisday/hi/dates/stories/october/28/newsid\\_2621000/2621915.stm](http://news.bbc.co.uk/onthisday/hi/dates/stories/october/28/newsid_2621000/2621915.stm), downloaded 5 February 2026.

Where computer-generated content has been used (such as an AI chatbot), your reference **must** show the name of the AI tool used and should show the date the content was generated. For example: ChatGPT 3.5 (<https://openai.com/blog/chatgpt/>), 25/01/2026. You should also reference the sources used by the AI tool in generating the content.

You **must** retain a copy of the question(s) and computer-generated content for reference and authentication purposes in a non-editable format (such as a screenshot) and provide a brief explanation of how you used it. This **must** be submitted with your work for final assessment so that your teacher can review the work, the AI-generated content and how it has been used.

You may be required to include a bibliography at the end of your piece of written work. Your teacher will tell you whether this is necessary. Where required, your bibliography **must** list the full details of publications you have used in your research, even where these are not directly referred to. For example: Curran, J. *Mass Media and Society* (Hodder Arnold, 2005).

**If you copy the words, ideas or outputs of others and do not show your sources in references and a bibliography, this will be considered as cheating.**

## Plagiarism

Plagiarism involves taking someone else's words, thoughts, ideas or outputs and trying to pass them off as your own. It could also include AI-produced material. **Plagiarism is a form of cheating which is taken very seriously.**

**Don't** think you won't be caught; there are many ways to detect plagiarism.

- Markers can spot changes in the style of writing and use of language.
- Markers are highly experienced subject specialists who will be very familiar with work on the topic concerned. They may have read the source you are using or even marked the work you have copied from.
- Internet search engines and specialised computer software can be used to match phrases or pieces of text with original sources and to detect changes in the grammar and style of writing or punctuation.

## Sanctions for breaking the regulations

If it is discovered that you have broken the regulations, one of the following sanctions will be applied:

- you will be awarded zero marks for your work;
- you will be disqualified from that component for the examination series in question;
- you will be disqualified from the whole subject for that examination series;
- you will be disqualified from all subjects and barred from entering again for a period of time.

The awarding body will decide which sanction is appropriate.

**REMEMBER - IT'S YOUR QUALIFICATION SO IT NEEDS TO BE YOUR OWN WORK.**

# Information for candidates

## Coursework assessments

Effective from 1 September 2025

This document tells you about some things that you **must** and **must not** do when you are completing coursework.

When you submit your work for marking, you will be asked to sign an authentication statement confirming that you have read and followed these regulations.

If there is anything that you do not understand, you **must** ask your teacher.

In some subjects you will have an opportunity to do some independent research into a topic. The research you do may involve looking for information in published sources, such as textbooks, encyclopedias, journals, TV, radio and on the internet.

You can demonstrate your knowledge and understanding of a subject by using information from sources, or generated from sources, which may include the internet and AI. Remember, though, information from these sources may be incorrect or biased. You **must** take care how you use this material - you **cannot** copy it and claim it as your own work.

The regulations state that:

'the work which you submit for assessment **must** be your own';

'you **must not** copy from someone else or allow another candidate to copy from you'.

If you use the same wording as a published source, you **must** place quotation marks around the passage and state where it came from. This is called 'referencing'. You **must** make sure that you give detailed references for everything in your work which is not in your own words. A reference from a printed book or journal should show the name of the author, the year of publication and the page number. For example: (Morrison, 2000, p29).

For material taken from the internet, your reference should show the date when the material was downloaded and **must** show the precise web page, not the search engine used to locate it. This can be copied from the address line. For example: [http://news.bbc.co.uk/onthisday/hi/dates/stories/october/28/newsid\\_2621000/2621915.stm](http://news.bbc.co.uk/onthisday/hi/dates/stories/october/28/newsid_2621000/2621915.stm), downloaded 5 February 2026.

Where computer-generated content has been used (such as an AI chatbot), your reference **must** show the name of the AI tool used and should show the date the content was generated. For example: ChatGPT 3.5 (<https://openai.com/blog/chatgpt/>), 25/01/2026.

You should also reference the sources used by the AI tool in generating the content.

You **must** retain a copy of the question(s) and computer-generated content for reference and authentication purposes in a non-editable format (such as a screenshot) and provide a brief explanation of how you used it. This **must** be submitted with your work for final assessment so that your teacher can review the work, the AI-generated content and how it has been used.

You may be required to produce a bibliography at the end of your work. This **must** list the full details of publications you have used in your research, even where these are not directly referred to. For example: Curran, J. *Mass Media and Society* (Hodder Arnold, 2005).

**If you copy the words, ideas or outputs of others and do not show your sources in references and a bibliography, this will be considered as cheating.**

## Preparing your coursework – good practice

If you receive help and guidance from someone other than your teacher, you **must** tell your teacher. They will then record the nature of the assistance given to you.

Your parent/carer may provide you with access to resource materials and discuss your coursework with you. However, they **must not** give you direct advice on what should or should not be included.

If you worked as part of a group on an assignment, you **must each** write up your **own account** of the assignment. Even if the information you have is the same, the description of how that information was obtained and the conclusions you draw from it should be in your own words.

You **must** meet the deadlines that your teacher gives you. Remember – your teachers are there to guide you. Although they cannot give you direct assistance, they can help you to sort out any problems before it is too late.

Take care of your work and keep it safe. **Don't** leave it lying around where your classmates can find it. **Don't** share it with anyone, including posting it on social media. You **must always** keep your work secure and confidential. If it is stored on the computer network, keep your password secure. Collect all copies from the printer and destroy those you do not need.

**Don't be tempted to use any prepared or generated online solutions and try to pass them off as your own work – this is cheating.**

Electronic tools used by awarding bodies can detect this sort of copying.

You **must not** write inappropriate, offensive or obscene material.

## Plagiarism

Plagiarism involves taking someone else's words, thoughts, ideas or outputs and trying to pass them off as your own. It could also include AI-produced material. **Plagiarism is a form of cheating which is taken very seriously.**

**Don't** think you won't be caught; there are many ways to detect plagiarism.

- Markers can spot changes in the style of writing and use of language.
- Markers are highly experienced subject specialists who will be familiar with work on the topic concerned. They may have read the source you are using or even marked the work you have copied from.
- Internet search engines and specialised computer software can be used to match phrases or pieces of text with original sources. They can detect changes in the grammar and style of writing or punctuation.

## Sanctions for breaking the regulations

If it is discovered that you have broken the rules, one of the following sanctions will be applied:

- you will be awarded zero marks for your work;
- you will be disqualified from that unit for that examination series;
- you will be disqualified from the whole subject for that examination series;
- you will be disqualified from all subjects and barred from entering again for a period of time.

The awarding body will decide which sanction is appropriate.

**REMEMBER – IT'S YOUR QUALIFICATION SO IT NEEDS TO BE YOUR OWN WORK.**

While we like to share our experiences online, when it comes to exams and other assessments, we have to be careful.

- Sharing ideas online can be helpful when you're studying or revising
- However, sharing certain information (see information on the right) can break the rules and could affect your results
- If you're not sure what you can and can't discuss online, check with your teacher
- If you receive exam content on social media, you must tell your teacher
- Don't be caught out by scammers selling fake exam papers



**Things to do on social media:**

- Have fun
- Be responsible
- Report any exam or assessment content you see to your teacher

**Things not to do on social media:**

- Buy/ask for/share exam or assessment content
- Pass on rumours of what's in exams or assessments
- Share your work
- Work with others so that your assessment is not your own independent work

**If you do any of the above activities, you may:**

- !!! Receive a written warning
- !!! Lose marks
- !!! Be disqualified from a part of all of your qualifications
- !!! Be banned from taking exams and assessments for a number of years

Please take the time to familiarise yourself with the JCQ rules:  
[jcq.org.uk/exams-office/information-for-candidates-documents](http://jcq.org.uk/exams-office/information-for-candidates-documents)




# On your exam day

This checklist will help you to be as prepared as possible for your exams so that you can focus on doing your best on the day.

## Before sitting your exams, ensure you know:

- the date, time and location of each of your exams. You might find it helpful to write this information in a calendar or planner.
- who to contact at school or college in case there's an emergency that makes you late or unable to sit your exam.


## What you will need:

- a clear pencil case 
- at least two black ink pens – blue pens are **not acceptable** 
- an approved calculator for relevant exams 
- appropriate apparatus, such as a ruler or protractor, for relevant exams 
- a clear water bottle if you wish to take one in. It **must not** have a label 

## Contingency sessions:

- There are contingency sessions within the Summer 2026 exam timetable on the morning and afternoon of 24 June 2026. Make sure you are available on 24 June 2026.

## What you cannot take into your exams:

- any type of phone 
- revision notes
- any type of watch (this includes analogue, digital and smart watches)
- smart devices (e.g. Airbuds, smart glasses or tablets)

## Other important information:

- Listen carefully to the invigilator's instructions, which will be specific to your exam. If you are unsure of anything, please raise your hand and wait for the invigilator to respond.
- Fill in your details on the front of your answer booklet.
- If you need an additional answer sheet, raise your hand and wait for an invigilator to provide one. Remember to add your details to this sheet.
- If you need to use the toilet or feel unwell, raise your hand and wait for an invigilator to escort you from the exam room.
- Remember to stay silent – talking to a fellow candidate could result in disqualification from all your exams.

If you have any questions about your exams, please ask your teacher or exams officer.



### What is AI?

AI stands for artificial intelligence and can be used to create text, images, videos, music and artwork based on instructions given to an AI tool.



### What is an AI tool?

AI tools are applications, such as ChatGPT, Snapchat My AI, Google and Google translate. There are many more!



\*The list of certain suppliers of AI-related products is for information purposes only and does not constitute an endorsement by JCQ and awarding bodies. It is each centre's responsibility to investigate and verify any suppliers they use, including any terms and conditions which govern the sale or use of the supplier's products. The list provided is not exhaustive.

### When can I use AI?

- Your teachers may use it in class when teaching the course, but remember teaching in the classroom is not an exam!
- There are some assessments where you can use AI – your teachers will tell you if you can or cannot use an AI tool.
- Remember, the rules are different for different assessments and subjects, so always check with your teachers first!
- When an AI tool is allowed, **you must acknowledge\*\*** the AI tools and the material produced by the AI tool that you have used in your work. If you do not acknowledge AI use, it will be considered as cheating.



### When can I not use an AI tool?

- AI tools cannot be used in an exam or any other assessment where exam rules apply.
- This is what exam boards call **AI misuse and is a form of cheating.**



\*\*Acknowledgment – When producing a piece of work, if you use the same wording as a published source, you must place quotation marks around the passage and state where it came from. This is known as referencing. You must make sure that you give detailed references for everything in your work which is not in your own words, for example, ChatGPT 3.5 (<https://openai.com/blog/chatgpt/>) 25/03/2023.

**IF YOU USE AN AI TOOL, YOU CANNOT GET MARKS FOR WHAT THE AI TOOL HAS PRODUCED, AS IT IS NOT YOUR OWN WORK**

### If I'm allowed to use AI, how is this breaking the rules?

- AI misuse is when you use an AI tool in an exam or assessment where you are not allowed to, and/or
- Where you use an AI tool to create work and then say it's your own.



### How to make sure you don't misuse AI

#### DECLARE

- Remember to sign your declaration form when handing in your work for final assessment.
- Your signature on the declaration form tells your teacher and the exam board that you are saying all the work you're handing in is your own.
- if you have used an AI tool, **you must declare\*\*\*** that you have used it before signing the declaration form!

\*\*\*Declare – this means that when you submit your work for marking, the awarding body will normally require you to sign an authentication statement confirming that you have read and followed the regulations.

#### ACKNOWLEDGE

If you are allowed to use an AI tool in your assessment (remember to check!), you must do the following:

- reference the AI tool you have used
- give the date of when the AI tool generated the content
- give details of how you used it.
- save screenshots of what you have asked or instructed the AI tool to do and what answer the AI gave you, and include this with the work submitted.

LAST CHECKS



Know the rules



Check with your teachers



ACKNOWLEDGE and DECLARE





### What is AI?

- AI stands for artificial intelligence and using it is like having a computer that thinks
- AI tools like ChatGPT or Snapchat My AI can write text, make art and create music by learning from data from the internet, but watch out – they can also make things up and be biased



### How can AI be misused in assessments?

AI misuse is when you take something made using AI and say it's your own work.

**THIS IS CHEATING!**



### How do I make sure I don't misuse AI?



#### 1 Know the rules

- You're **not allowed** to use AI tools when you're in an exam
- Your teachers will tell you if you're allowed to use AI tools when doing your coursework – the rules will depend on your qualification
- Even if you're allowed to use AI tools, you can't get marks for content just produced by AI – your marks come from showing your own understanding and producing your own work

#### 2 Reference reference reference!

- If you're allowed to use AI tools, you must reference them clearly
- Name the AI tool you used
  - Add the date you generated the content
  - Explain how you used it
  - Save a screenshot of the questions you asked and the answers you got

#### 3 Declare it's all your own work

– When you hand in your assessment, you have to sign a declaration. Anything without a reference must be all your own work. If you've used an AI tool, don't sign the declaration until you're sure you've added all the references



### What happens if I misuse AI?

If you've misused AI, you could lose your marks for the assessment – you could even be disqualified from the subject.

**DON'T RISK IT!**



## REMEMBER

Misusing AI is cheating!

Know the rules

Talk to your teachers

Reference clearly

**Academic Year 2025/2026 Exam Timetable**

Date	Time	Day	Subject	Subject Code	Title	Duration
11 <sup>th</sup> May 2026	13.30	Monday	AS Psychology	7181/1	Introductory topics in Psychology	1hr 30 mins
12 <sup>th</sup> May 2026	13.30	Tuesday	AS Computer Science	7516/1D	Paper 1D: Python	1hr 45 mins
14 <sup>th</sup> May 2026	09.00	Thursday	GCSE Maths (Foundation)	8300/1F	Mathematics Paper 1 (Non- Calculator)	1hr 30 mins
14 <sup>th</sup> May 2026	09.00	Thursday	GCSE Maths (Higher)	8300/1H	Mathematics Paper 1 (Non- Calculator)	1hr 30 mins
14 <sup>th</sup> May 2026	13.30	Thursday	AS Mathematics	7356/1	Paper 1	1hr 30 mins
15 <sup>th</sup> May 2026	09.00	Friday	A Level Psychology	7182/1	Introductory topics in Psychology	2hrs
18 <sup>th</sup> May 2026	13.30	Monday	AS Computer Science	7516/2	Paper 2	1hr 30 mins
19 <sup>th</sup> May 2026	13.30	Tuesday	AS Psychology	7181/2	Psychology in context	1hr 30 mins

19 <sup>th</sup> May 2026	13.30	Tuesday	Cam Nat Child Development	R057	Health and Wellbeing for Child Development	1hr 15 mins
20 <sup>th</sup> May 2026	09.00	Wednesday	A Level Psychology	7182/2	Psychology in context	2hrs
21 <sup>st</sup> May 2026	09.00	Thursday	GCSE English Language	8700/1	Explorations in creative reading and writing	1hr 45 mins
22 <sup>nd</sup> May 2026	13.30	Friday	AS Mathematics	7356/2	Paper 2	1hr 30 mins
2 <sup>nd</sup> June 2026	09.00	Tuesday	AL Chemistry	9CHO/01	Paper 1: Advanced Inorganic and Physical Chemistry	1hr 45 mins
3 <sup>rd</sup> June 2026	09.00	Wednesday	GCSE Maths (Foundation)	8300/2F	Mathematics Paper 2 (Calculator)	1hr 30 mins
3 <sup>rd</sup> June 2026	09.00	Wednesday	GCSE Maths (Higher)	8300/2H	Mathematics Paper 2 (Calculator)	1hr 30 mins
3 <sup>rd</sup> June 2026	13.30	Wednesday	Cam Nat Health and Social Care	R032	Principles of care in health and social care settings	1hr 15 mins

3rd June 2025	13.30	Wednesday	A Level Maths	7357/1	Mathematics Paper 1	2hrs
5th June 2026	09.00	Friday	GCSE English Language	8700/2	Paper 2: Writers' Viewpoints and Perspectives	1hr 45 mins
5th June 2026	09.00	Friday	A Level Psychology	7182/3	Issues and options in Psychology	2hrs
9th June 2026	09.00	Tuesday	AL Chemistry	9CHO/02	Paper 2: Advanced Organic and Physical Chemistry	1hr 45 mins
10 <sup>th</sup> June 2026	09.00	Wednesday	GCSE Maths (Foundation)	8300/3F	Mathematics Paper 3 (Calculator)	1 hr 30 mins
10th June 2026	09.00	Wednesday	GCSE Maths (Higher)	8300/3H	Mathematics Paper 3 (Calculator)	1hr 30 mins
11 <sup>th</sup> June 2026	13.30	Thursday	A Level Maths	7357/2	Mathematics Paper 2	2hrs
15th June 2026	09.00	Monday	AL Chemistry	9CHO/03	Paper 3: General and Practical Principles in Chemistry	2hrs 30 mins
18 <sup>th</sup> June 2026	13.30	Thursday	A Level Maths	7357/3	Mathematics Paper 3	2hrs