

Cambian Potterspury Lodge School

New Academic Year Bulletin

19 September 2025

CONTENTS

Welcome back

Events & Fundraising

Early success

Safeguarding



Welcome Back Everyone

Dear Parents and Carers,

It has been fantastic to finally start the new academic year and begin to work alongside the staff here at Potterspury Lodge School.

In the first week on Thursday September 4th, it was lovely to meet, greet and teach each year group myself starting with year 11 period 1 and finishing with our nurture and transition pupils period 6. The aim of these sessions was to introduce myself and promote a be kind, be respectful and work hard focus for this half term. I also shared a little about myself as a teacher and the fact that I feel very fortunate to have been able to have fun and learn from many fantastic other staff and pupils over the years. I very much hope that your child enjoyed the session with me as much as I did with them.

Now having seen the staff and pupils working hard right across two further full weeks it has been great to meet each of them individually as I have visited lessons and seen them during break and lunch periods.

Now has felt like the right time to celebrate a few of the early successes seen across the subject areas and key stages. In this bulletin and in our future editions to go out to you twice each half term, we aim to use these not to write letters as I am here, but, focus on the achievements of the pupils and use the platform as a way of developing our communication with you at home.

In addition to you reading through the stories and notices following this cover page, I hope you will feel able to respond to this initial survey link. As the newly appointed head teacher I am keen to survey parents each term across the academic year as part of our whole school reflection and development plan and we hope that anonymous surveys along with personal contact allows us to gain the quality information we need to be able to keep developing.

I hope you and your children have a lovely weekend and we look forward to seeing them back in next week.

Sincerely,

Mr J Amps
Head Teacher

Parent Survey Link:

<https://forms.office.com/e/jrcy2AKdxg?origin=lprLink>

QR Code for Mobiles:



MACMILLAN CANCER SUPPORT

Firstly a reminder of our Macmillan cancer support coffee morning... which we will be hosting in the afternoon on Friday 26th September from 1.45pm till 2.45pm.

Join us for refreshments, cakes and a chat. We will also have a raffle and cakes to buy, all in aid of Macmillan. We hope you can join us for the event.



English: Year 11 have been straight in to their written tasks this term relating to the key stage 4 qualifications. Below are just two of the excellent pieces of work created using a range of techniques and descriptive terms. Well done year 11!

As the rising sun dawned over the sleeping village the birds began their morning song. In the summery haze the large, looming clock struck six. The streets were soon filled with hustle and bustle among the colourful timbered buildings. Shopkeepers prepared their stores, business men kissed their families goodbye and mothers woke their children for school.

SB Year 11



The scintillation of the stars rhymed with twilight lunar melodies. Whispers echoing beside the seismic snowfall haven are aforementioned in my life story. Free winds taking my hair aback, whilst their thievery extends to my worries.

GP Year 11



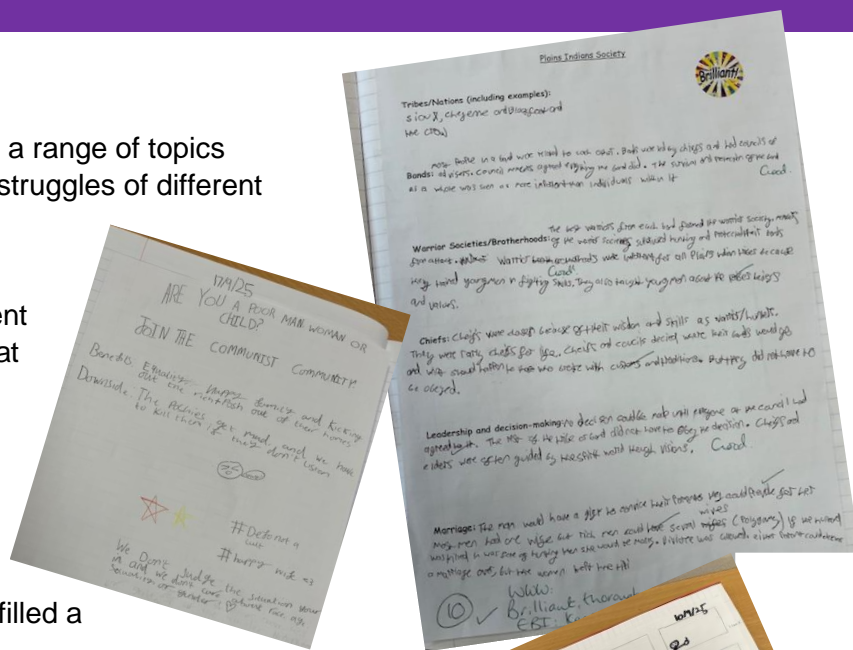
History:

In history students have started to explore a range of topics considering the challenges faced and the struggles of different groups during key periods.

Like all our other subjects we are equally proud of the way in which our pupils present their work as well as the understanding that they demonstrate in the work produced.

Again a huge well done for such a positive start to the year!

Pupils, if a picture of your work didn't make it this time, look out for the next addition as I know Mrs Lowry would have filled a bulletin all of her own!



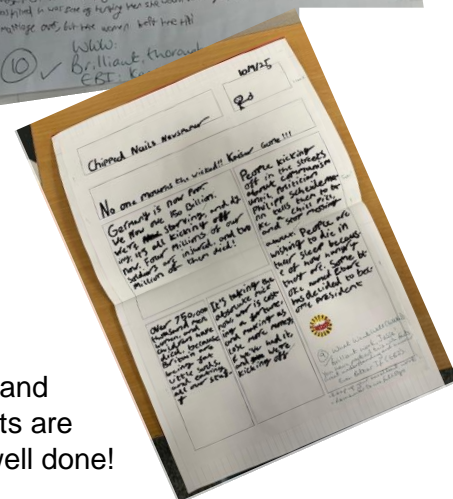
Mathematics:

In mathematics students have also started on a range of topics some of which has been focused around interactive platforms delivered in our IT facility



Mr Young has reported that Year 8 have been outstanding in their attitudes and approach to new learning in each lesson since the start of the year. Students are fully engaged and contributing to a really positive learning environment so well done!

Equally in Year 7 one pupil said "Don't be afraid to challenge me!" when asked to describe how he felt about maths and I know already that staff in this area are looking to enter some of our year 7 and 8 pupils in to the UKMT junior maths challenge... no doubt more to follow on this story!



Primary:

Identity and Community

In our key stage 2 areas students are exploring 'Identity and Community' through reading and writing 1st person perspectives in a variety of formats (including diary entries, 1st person narratives and poetry).

Staff are extremely proud of the way in which pupils have engaged and shown our school values on being kind, respectful and ready to work hard.

And finally...

Each edition of our bulletin will finish with some safeguarding information or advice.

At Potterspurpy Lodge we are determined that safeguarding remain at the center of all that we do. Safe learning environments are productive learning environment both in and outside of classrooms. Of course the safety of our young people also extends far beyond our school boundary and in to the online world where you as parents and carers will no doubt monitor devices. Having recently seen and read news items in our press, I thought it a timely moment to re-share some information around supporting young people with iPhone (ios) and Android devices such a mobile phones and tablets. These are of course not allowed to be used in school to safeguard your child and all others around them, but having recently setup devices for my own children I found these useful and hope you do too.



How to Set up PARENTAL CONTROLS for APPS iPhone

Apple devices come with built-in apps already available: Mail, FaceTime and Safari, for example. However, you can choose which apps and features appear on your child's device and which ones don't. You can also manipulate the features in Game Centre to enhance your child's safety and privacy when playing games, as well as blocking iTunes or App Store purchases if you wish.



How to Restrict Built-in Apps/Features

- 1 Open Settings
- 2 Tap Screen Time
- 3 Tap Content & Privacy Restrictions
- 4 Tap Allowed Apps (you may need to toggle this to 'on' at the top)
- 5 Enable or disable the apps you wish to appear (or disappear) on your child's device

How to Restrict Game Centre

- 1 Open Settings
- 2 Tap Screen Time
- 3 Tap Content & Privacy Restrictions
- 4 Tap Content Restrictions (you may need to switch the toggle at the top to the 'on' position)
- 5 Scroll down to Game Centre
- 6 Choose between Allow, Don't Allow, or Allow with Friends Only in the settings for each feature

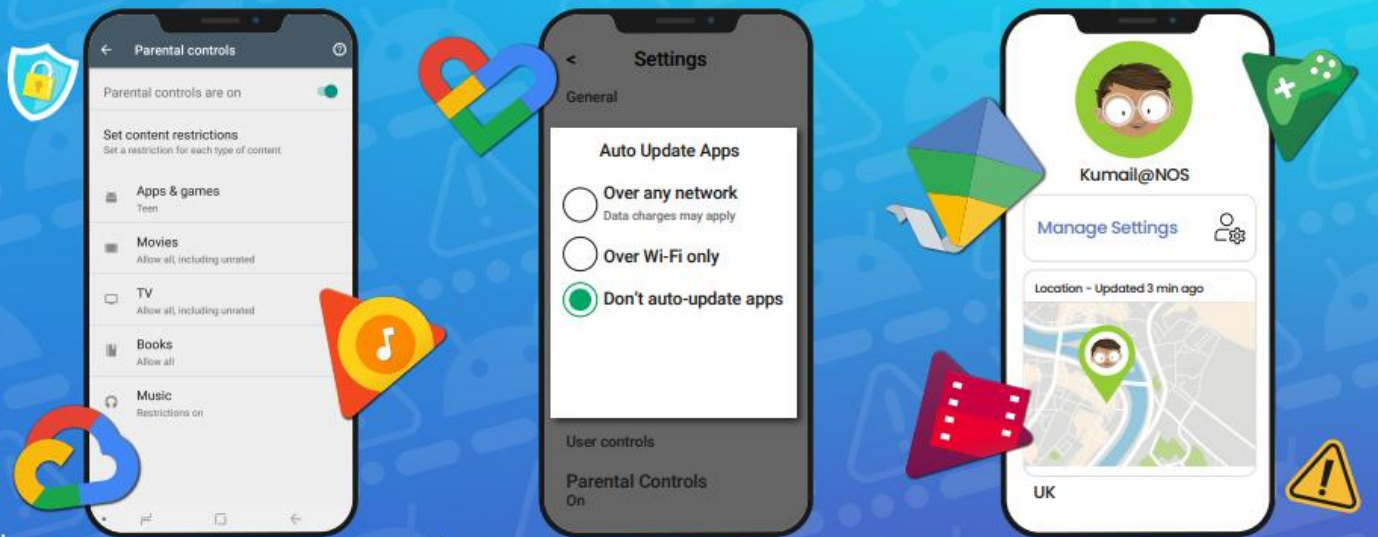
How to Restrict iTunes & App Store Purchases

- 1 Open Settings
- 2 Tap Screen Time
- 3 Tap Content & Privacy Restrictions
- 4 Tap iTunes & App Store Purchases
- 5 Select Allow or Don't Allow for each feature (you can also lock these settings with a password)



How to Set up PARENTAL CONTROLS for APPS Android Phone

On Android phones, restricting access to particular apps usually requires going onto Google Play. From there, it's fairly easy to navigate your way through the settings to manage the parental controls and authentications relating to any apps on the device. These features can prevent your child from downloading or buying anything unsuitable for their age. Updated versions of apps or games that your child has already installed may occasionally contain something inappropriate, so we've explained how to stop those, too.



How to Block App Downloads (This Also Disables In-app Purchases):

- 1 Open Google Play Store
- 2 Tap the profile icon in the top right
- 3 Tap Settings
- 4 Scroll down to the Family section and tap Parental controls
- 5 Toggle 'Parental controls are off' to 'Parental controls are on'
- 6 Create a PIN and tap OK
- 7 Confirm your PIN and tap OK again
- 8 Tap Apps & Games
- 9 Set the age limit you wish to set
- 10 Tap Save to apply your changes

How to Stop Auto-updates

- 1 Open Google Play Store
- 2 Tap the profile icon in the top right
- 3 Tap Settings
- 4 Tap Auto-Update Apps
- 5 Select 'Don't auto-update apps' and then tap Done

Restricting Apps Through Google Family Link

- 1 Open Google Play Family Link for parents
- 2 Tap the three horizontal lines in the top left
- 3 Select your child's account
- 4 Tap Manage
- 5 Tap Controls on Google Play
- 6 Tap Apps & Games
- 7 Select the age limit you wish to set

