

# Cambian Potterspury Lodge School

## Bulletin 6<sup>th</sup> Edition

12<sup>th</sup> February 2026

### CONTENTS

Key Messages from  
the Head Teacher

Events and pupils'  
successes

Key dates reminder



### Dear Parents/Carers

Wow... and just like that we arrive at the close of our first part of the Spring term!


It has been another busy one, with lots of on-site events including Safer Internet Day, pancake races and of course we have had the pleasure of welcoming Ofsted to inspect our school and look forward to receiving their report sometime after our half term break. I would like to thank parents for your contributions and feedback and extend thanks of my own to our staff and the pupils who have welcomed these visitors into each and every subject across all phases of our education.

The students have, once again, worked hard this half term and it was lovely to be able to launch our new "Well Done" cards at the close of last week. Watch this space as we have attendance cards as well as subject specific praise postcards on the way too as we continue to redevelop our approach to rewards.

In this bulletin you will again see some super examples of work and we look forward to World Book Day on March 5<sup>th</sup> after we return from the February break.

We close with the normal safeguarding notices this time linked to some of the curriculum work done around fake news and encouraging our young people to question and triangulate what they see online to help them develop balanced and fact-based opinions.

Sincerely,

Mr. J Amps   
Head Teacher

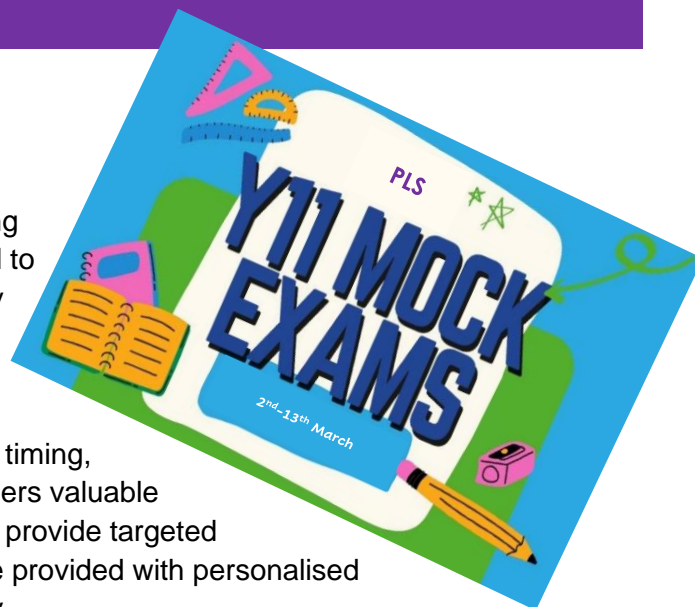


## Year 11 Notice

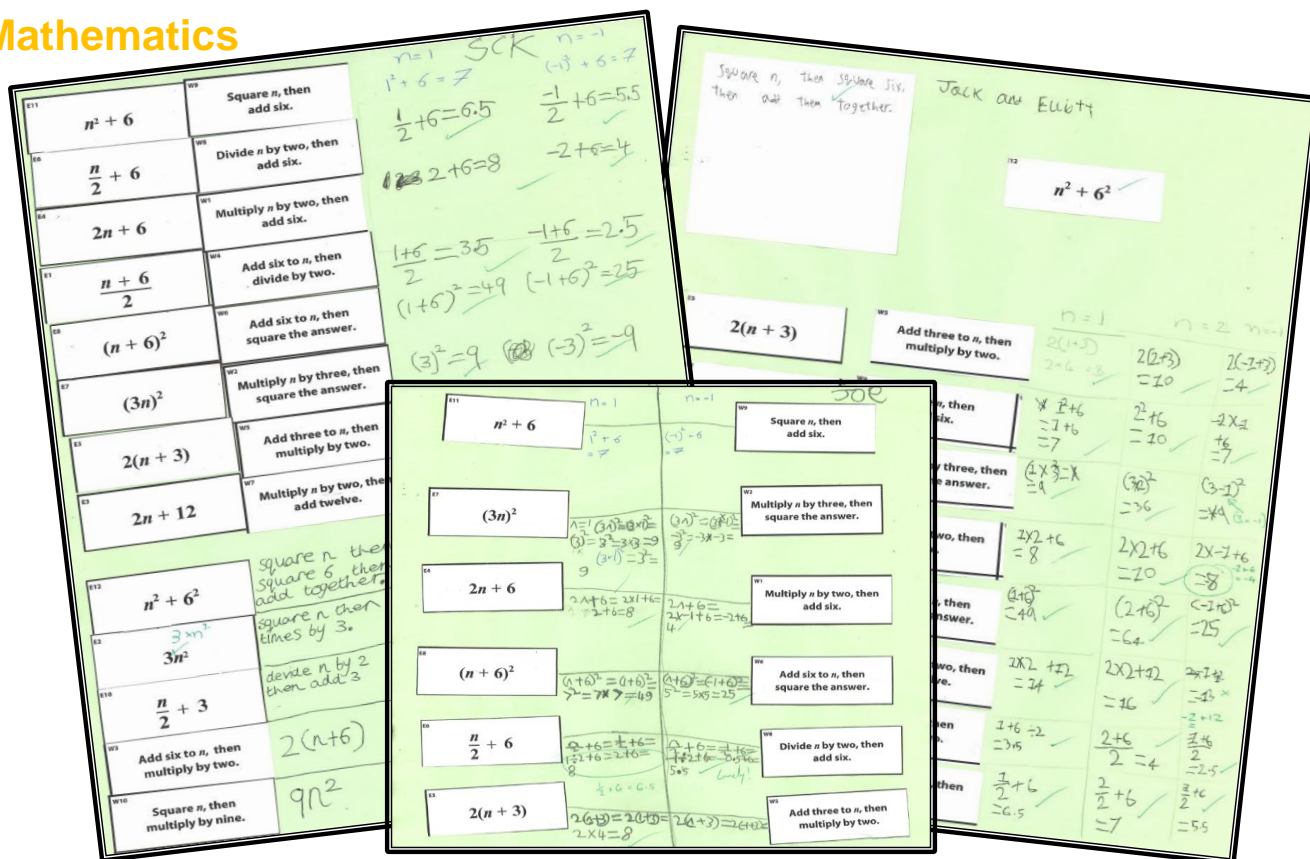
### Year 11 Mock Examinations: 2nd March – 13th March

From 2nd March to 13th March, Year 11 students will be sitting their mock examinations in school. Mock exams are designed to replicate the format and conditions of the real exams and play an important role in preparing students for the assessment period ahead starting in May.

These practice exams will help students become familiar with timing, question styles, and exam expectations. They also give teachers valuable information about progress and understanding, allowing us to provide targeted feedback and support before the final exams. Students will be provided with personalised timetables for these practice exams after the half term holiday.



## Mathematics



Year 8 and 9 continue to make excellent progress in their maths lessons. This term has seen a deep dive into algebra and the activity above challenged them to match descriptions of an expression to the expression itself. They applied their previous learning of priority of operations, negative numbers, simplifying and substitution in one activity. They worked collaboratively, communicating in pairs their knowledge and skills. It is through activities like this we begin to see the symptoms of understanding of this complex topic.

Mr. Young





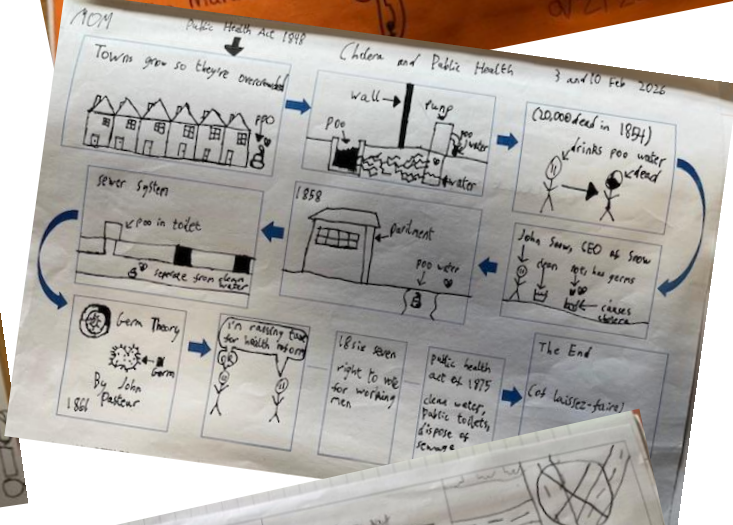

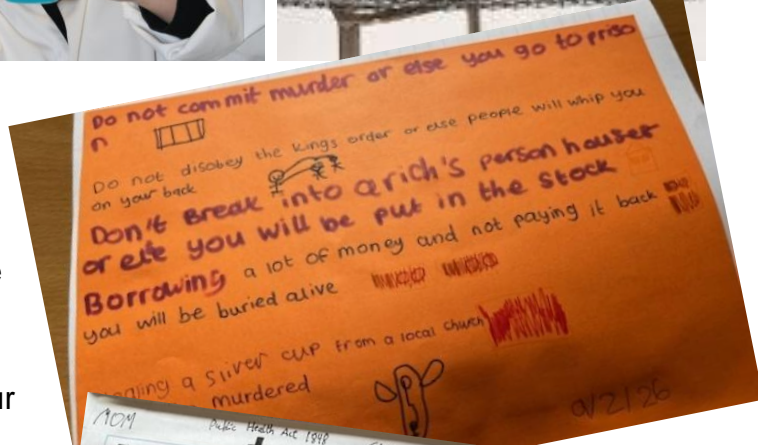
## Science with year 8's

The Year 8 have been looking at Separation of Mixtures. They did various experiments on different forms of separation. In the photographs they were mixing copper sulphate with water so that they could allow the water to evaporate and be left with blue copper sulphate crystals. The care taken with the work here has really stood out this half term – well done!



## History with Year 7 and Year 9

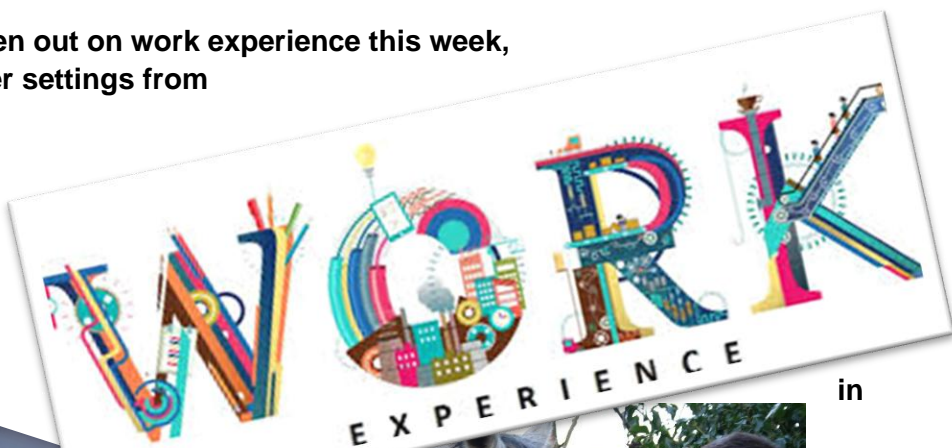
Year 7 have been learning about crime and punishment in medieval Britain while Year 9 have made some fantastic flow charts to show the sequence of events that led to the introduction of sewage systems in the UK. Great work and learning again this half term, so well done to all our students and particularly those pieces featured here!





## Work Experience for year 11's

Many of our Year 11 pupils have been out on work experience this week, experiencing a wide variety of career settings from primary schools, service roles and construction sector jobs as well as animal care and farming. Here is a small sample of some of our pupils engaging in what has been a super work experience week for the Year 11 pupils with Year 10 to come later this academic year.



## Primary

In Primary, we have been studying "Animals and Their Habitats" in Art. Whilst we have tried many different techniques and created many pieces we are proud of, we have chosen to include our collage work. In this lesson, we created a lion in the savannah and a wolf in the grasslands. We achieved this using oil pastels and layers of coloured paper. Very impressive and so proud of our primary children's learning this half term!

Miss Malin

## Looking forward to World Book Day 2026!

World Book Day is a global event which celebrates the power of books and reading. This year, it falls on Thursday 5th March 2026. At Potterspurpy Lodge School, we will celebrate World Book Day with a range of activities and competitions.



### Book Tokens

All students will be offered a token to exchange for a specially selected £1 book at retailers or to get £1 off a book of their choice.

More information can be found at

<https://www.worldbookday.com/books-and-tokens/>

### Fancy Dress

Competition time!

Dressing up as a book character is optional but Miss Kelly and Mrs Jordan will be giving prizes to students and staff who have dressed up.

### National Competition

Design a National Book Tokens gift card on the theme of **Go All In**.

Students can get an entry form from

their Tutor or Miss Kelly. These must be returned to Miss Kelly **by 18<sup>th</sup> March** to be sent off.

More information can be found at <https://www.worldbookday.com/competitions/design-a-national-book-token-competition-2026/>

### GET CAUGHT READING!

As part of our World Book Day celebrations, we want you to send us your best photos of you being 'caught' reading in the most unusual ways!

You could get caught reading in an unusual place, or even in the middle of an activity.

Ask your parents/carers to send your entries to Miss Kelly:  
[lian.kelly@cambiangroup.com](mailto:lian.kelly@cambiangroup.com)  
**CLOSING DATE: 13<sup>th</sup> March**

\*unless you tell us otherwise, we will assume all photos can be used in school and online




### Tutor Group Competition

Inspired by the TV show *The Masked Singer*, students will watch a video in form time to guess the identity of the readers.

The readers will all be staff members here at PLS **but** they will be disguised using filters or masks.

### Reading Café

At lunchtime, Miss Kelly will host a 'reading café'. Students are invited to bring in a favorite book from home to share and read or they can choose one from a selection in school. There will also be some book-themed activities available.





## Safeguarding 😊

...And finally, we finish with our safeguarding message for this month. This month we are encouraging parents to talk to children about the news and where they can find the most reliable sources of information and why it is important to seek information from recognised news productions rather than social media.

Spotting “Fake News” and being able to double check or triangulate information they receive through computers and hand-held devices is a key skill they will need as they grow up and develop as young adults. Please use the graphic below to support discussion.

# HOW TO SPOT FAKE NEWS



## CONSIDER THE SOURCE

Click away from the story to investigate the site, its mission and its contact info.



## READ BEYOND

Headlines can be outrageous in an effort to get clicks. What's the whole story?



## CHECK THE AUTHOR

Do a quick search on the author. Are they credible? Are they real?



## SUPPORTING SOURCES?

Click on those links. Determine if the info given actually supports the story.



## CHECK THE DATE

Reposting old news stories doesn't mean they're relevant to current events.



## IS IT A JOKE?

If it is too outlandish, it might be satire. Research the site and author to be sure.



## CHECK YOUR BIASES

Consider if your own beliefs could affect your judgement.



## ASK THE EXPERTS

Ask a librarian, or consult a fact-checking site.